




## HELPFUL RESOURCES

### ACCESSING ADVICE AND SUPPORT FROM AROHANUI HOSPICE

You can access advice from Arohanui Hospice 24 hours a day. During after hours there is a Registered Nurse working in the Inpatient unit who is available to take calls and provide advice.


-  06 356 6606 or 0800 666 676
-  [enquiries@arohanuihospice.org.nz](mailto:enquiries@arohanuihospice.org.nz)
-  [www.arohanuihospice.org.nz](http://www.arohanuihospice.org.nz)

Arohanui Hospice has a team of Palliative Care Co-coordinators, who are palliative care nurses working in the community. The teams include a social worker, and are defined by areas. If you have a resident who requires specialist palliative care they will have a Palliative Care Co-coordinator assigned to them. Please see the A4 flyer included in this resource folder.

The SEQUAL (Supportive Education and **QUAL**ity Palliative Care) team are available by phone or email (info page included in resource folder) for residents who have a primary palliative care need, and are available for advice even when the SEQUAL project clinical time has come to an end.

Arohanui Hospice also has an Education and Research Unit. Education is a key feature of the Palliative Care Strategic Plan that promotes the support of health care workers in a range of settings including aged residential care, community hospitals, primary and secondary care. The ERU has a primary focus on providing fundamental palliative care education across the district. There are a number of study days and workshops facilitated by clinical staff and allied health.

There is an ERU brochure for 2017 at the back of this folder. Registration for study days is essential.

-  [education@arohanuihospice.org.nz](mailto:education@arohanuihospice.org.nz)

There are also a multitude of resources on the website for health professionals which are printable.

These include:

1. Syringe Driver Medication Chart
2. Community Drug Treatment Chart
3. Symptom Control Guidelines for End of Life care
4. Referral to Arohanui Hospice Form
5. Family Support – Bereavement Service Referral Form
6. Last Days of Life Care – Plan for the Dying Person
7. Last Days of Life Care – Ongoing Assessment of the Goals of Care
8. Last Days of Life Care – Progress Notes Sheet
9. Last Days of Life Care – Interventions Required Sheet
10. Bereavement Support Guidelines
11. Bereavement Support Toolkit
12. What to Expect When Someone is Dying
13. Being Prepared for Death
14. What to Expect When you are Grieving
15. Bereavement Support in MDHB

## HELPFUL RESOURCES

At times patients or families may require bereavement support. Included in this folder is a referral form. This can also be printed from the Hospice website resources page. There are also bereavement support guidelines that are available on our resources page. The guidelines were developed by the Midcentral District Health Board (MDHB) Palliative Care District Group. It identifies that bereavement support is a key component of quality palliative care, and provides a systematic and integrated set of principles and practices, for use by health professionals and services caring for those with palliative care need. The guidelines and toolkit are available on the Arohanui Hospice website professional resources page.

Searching and finding palliative care resources can also be found on Map of Medicine. The Map of Medicine was created by medical professionals for medical professionals, and uses the latest clinical evidence to provide guidance that is accurate, relevant, and endorsed by the world's leading medical bodies.

Map of Medicine was selected by MidCentral District Health Board (MDHB) as the preferred pathway solution for use within the district following an active procurement process. Map of Medicine is a United Kingdom (UK)-based software company and is the preferred pathway solution for eight district health boards (DHBs) in New Zealand.

### *How to register for Map of Medicine*

Map of Medicine is available free of charge to all health professionals working within the MidCentral DHB region. To register for Map of Medicine, contact: [clinicalpathways@midcentraldhb](mailto:clinicalpathways@midcentraldhb)

### **Other valuable websites include:**

Hospice New Zealand      <http://www.hospice.org.nz/>

Skylight                      <http://skylight.org.nz/>

Another excellent resource is the Palliative Care Handbook (guidelines for clinical management and symptom control). This can be ordered in hard copy or downloaded onto your desktop. Details on how to do this can be found on: <http://www.hospice.org.nz/resources/palliative-care-handbook>.