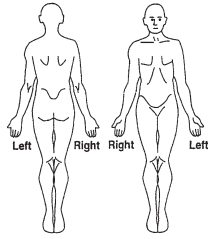


PAIN ASSESSMENT

MIDCENTRAL HEALTH

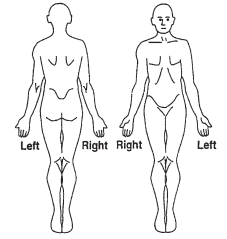
- 1) Cause and physiological response
- 2) Location(s)
- 3) Intensity (0-10)
NB. Record Scale Used
a) At rest b) On movement
- 4) Quality
- 5) Onset and duration
- 6) Precipitating factors
- 7) Modifying factors
- 8) Psychological response
- 9) Behavioural response
- 10) Re-assessment



PAIN ASSESSMENT

MIDCENTRAL HEALTH

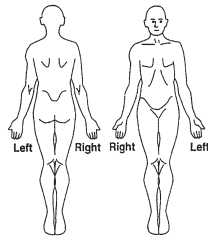
- 1) Cause and physiological response
- 2) Location(s)
- 3) Intensity (0-10)
NB. Record Scale Used
a) At rest b) On movement
- 4) Quality
- 5) Onset and duration
- 6) Precipitating factors
- 7) Modifying factors
- 8) Psychological response
- 9) Behavioural response
- 10) Re-assessment



PAIN ASSESSMENT

MIDCENTRAL HEALTH

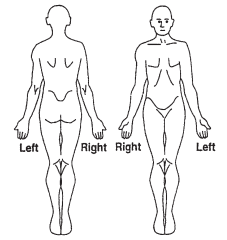
- 1) Cause and physiological response
- 2) Location(s)
- 3) Intensity (0-10)
NB. Record Scale Used
a) At rest b) On movement
- 4) Quality
- 5) Onset and duration
- 6) Precipitating factors
- 7) Modifying factors
- 8) Psychological response
- 9) Behavioural response
- 10) Re-assessment



PAIN ASSESSMENT

MIDCENTRAL HEALTH

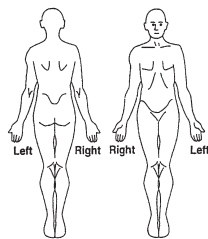
- 1) Cause and physiological response
- 2) Location(s)
- 3) Intensity (0-10)
NB. Record Scale Used
a) At rest b) On movement
- 4) Quality
- 5) Onset and duration
- 6) Precipitating factors
- 7) Modifying factors
- 8) Psychological response
- 9) Behavioural response
- 10) Re-assessment



PAIN ASSESSMENT

MIDCENTRAL HEALTH

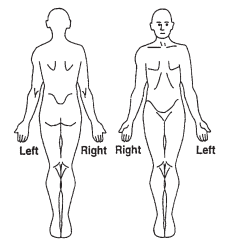
- 1) Cause and physiological response
- 2) Location(s)
- 3) Intensity (0-10)
NB. Record Scale Used
a) At rest b) On movement
- 4) Quality
- 5) Onset and duration
- 6) Precipitating factors
- 7) Modifying factors
- 8) Psychological response
- 9) Behavioural response
- 10) Re-assessment



PAIN ASSESSMENT

MIDCENTRAL HEALTH

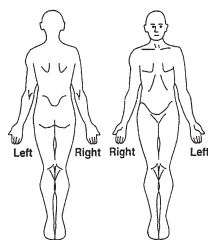
- 1) Cause and physiological response
- 2) Location(s)
- 3) Intensity (0-10)
NB. Record Scale Used
a) At rest b) On movement
- 4) Quality
- 5) Onset and duration
- 6) Precipitating factors
- 7) Modifying factors
- 8) Psychological response
- 9) Behavioural response
- 10) Re-assessment



PAIN ASSESSMENT

MIDCENTRAL HEALTH

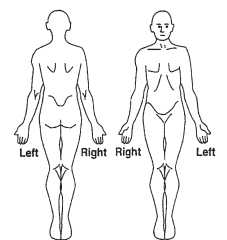
- 1) Cause and physiological response
- 2) Location(s)
- 3) Intensity (0-10)
NB. Record Scale Used
a) At rest b) On movement
- 4) Quality
- 5) Onset and duration
- 6) Precipitating factors
- 7) Modifying factors
- 8) Psychological response
- 9) Behavioural response
- 10) Re-assessment



PAIN ASSESSMENT

MIDCENTRAL HEALTH

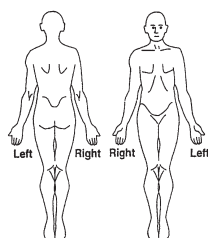
- 1) Cause and physiological response
- 2) Location(s)
- 3) Intensity (0-10)
NB. Record Scale Used
a) At rest b) On movement
- 4) Quality
- 5) Onset and duration
- 6) Precipitating factors
- 7) Modifying factors
- 8) Psychological response
- 9) Behavioural response
- 10) Re-assessment



PAIN ASSESSMENT

MIDCENTRAL HEALTH

- 1) Cause and physiological response
- 2) Location(s)
- 3) Intensity (0-10)
NB. Record Scale Used
a) At rest b) On movement
- 4) Quality
- 5) Onset and duration
- 6) Precipitating factors
- 7) Modifying factors
- 8) Psychological response
- 9) Behavioural response
- 10) Re-assessment



PAIN ASSESSMENT

MIDCENTRAL HEALTH

- 1) Cause and physiological response
- 2) Location(s)
- 3) Intensity (0-10)
NB. Record Scale Used
a) At rest b) On movement
- 4) Quality
- 5) Onset and duration
- 6) Precipitating factors
- 7) Modifying factors
- 8) Psychological response
- 9) Behavioural response
- 10) Re-assessment

